




*Leaders in gate automation products*

*• Convenient • Improves Security • Saves Time • Unbeatable Value • Reliable • Peace of Mind*

## ***AUTOMATIC SYSTEM FOR RESIDENTIAL SLIDING GATES***



**Model - SL1000 & SL2000  
220-240V AC Sliding Motor**

UK Patent - 2264534 AUS Patent - 655711 MY Patent - 108093-A

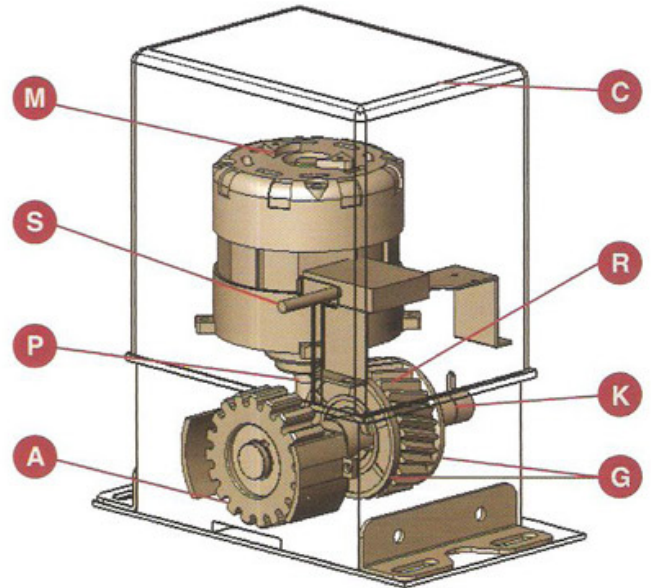
# Model - SL1000 & SL2000 220-240V AC Sliding Motor

## Configuration

Single Phase induction motor couple with Worm Gear Speed Reducer with manual override release Patented Mechanical Clutch.

## Legend

- M:** 4 Pole Electric Motor with Thermal Protection
- P:** Solid Shaft Worm - Wheel Screw
- R:** Reduction Unit - Helical Gear
- G:** Clutch between Helical Gear and Drive Shaft
- K:** Pinion Key Emergency Release
- S:** Contact Limit Switches
- C:** Removable Water Proof Casing
- A:** Black Pinion Gear



## Standard Kit Content

- 1 pc AC Sliding Gate Motor
- 4 pcs Row Plug
- 4 meter Gear Rack
- 2 pcs Limit Switch Brackets
- 2 pcs Emergency Release Allen Key
- 2 pcs Remote Control Hand Sets
- 1 pc Receiver
- 1 pc P.C. Electronic Control Panel

## Optional Items

- Photocell
- Loop Coil Detector
- Warning Light
- Upgrade to Metal Pinion Gear



Comply EMC  
40539

Due to our continuous improvement to our products, some specifications may be different from the list. Some features may not be available due to differences among our marketing zones and may also due to some restriction from local authority of your country. Please refer to the local authorised dealer for details.

## Technical Details

Model	Output Power	Motor Rotation Speed	Gross Weight	Velocity	Current	Lubrication	Safety Cut Off Auto Reverse	Remote Controller
SL 1000	600W	1400 RPM	1000kg	10m/min	5A Max	Grease Type	Electronic Load Surge Detector	2 Channels 330MH2/ 433MH2
SL 2000	1200W	1400 RPM	2000kg	15.5m/min	5A Max	Grease Type	Electronic Load Surge Detector	2 Channels 330MH2/ 433MH2

Automatic Lighting	Safety Limit Timer	Auto Close On Adjustable Timer	Simple Underbase For Proximity Card & Loop Detector
YES	YES	YES	YES

# Model - DC 1000 & DC 2000

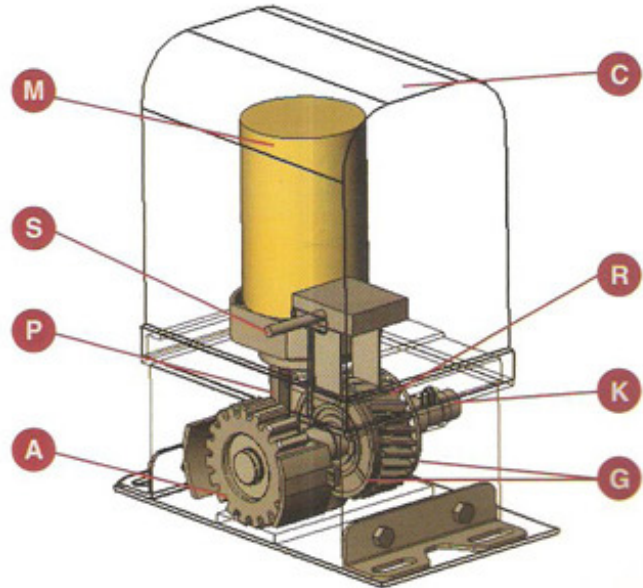
## 24 Volts DC Sliding Motor

### Configuration

24V DC Carbon brush motor complete with Worm Gear Speed Reducer with manual override release Patented Mechanical Clutch.

### Legend

- M:** 24V DC Motor
- P:** Solid Shaft Worm - Wheel Screw
- R:** Reduction Unit - Helical Gear
- G:** Clutch between Helical Gear and Drive Shaft
- K:** Pinion Key Emergency Release
- S:** Contact Limit Switches
- C:** Removable Water Proof Casing
- A:** Black Pinion Gear



### Standard Kit Content

- 1 pc DC 24V Motor
- 4 pcs Row Plug
- 4 meter Gear Rack
- 2 pcs Limit Switch Brackets
- 2 pcs Emergency Release Allen Key
- 2 pcs Remote Control Hand Sets
- 1 pc Receiver
- 1 pc Electronic Control Panel c/w Battery Back-up Function
- 1 pc 7AH Battery

### Optional Items

- Photocell
- Loop Coil Detector
- Warning Light
- Upgrade to Metal Pinion Gear



Due to our continuous improvement to our products, some specifications may be different from the list. Some features may not be available due to differences among our marketing zones and may also due to some restriction from local authority of your country. Please refer to the local authorised dealer for details.

### Technical Details

Configuration : DC 24 Volts motor couple with worm gear speed reducer with override release clutch (Patented) controlled by electronic circuitry.

Model	Supply Volts 230V Output 24V	Motor 24V DC RPM	Gross Weight	Velocity	Current	Lubrication	Safety Cut Off Auto Reverse	Remote Controller
DC 1000	24V with due speed	3700	1000kg	15m/min	5A Max	Grease Type	Electronic Load Surge Detector	2 Channels 330MH2/ 433MH2
DC 2000	24V with due speed	5100	2000kg	15.5m/min	5A Max	Grease Type	Electronic Load Surge Detector	2 Channels 330MH2/ 433MH2

Automatic Lighting	Safety Limit Timer	Battery Back Up Included	Auto Close On Adjustable Timer	Simple Underbase For Proximity Card & Loop Detector
YES	YES	YES	YES	YES